

— -XQH ,16,*+76

& 29 , ' & R Q V W U X F W L R Q

'DWD 'ULYHQ)LQGLQJV DQG \$FWLRQDEOH ,QVLJKWV

6800\$5< 67\$7(0(17


7KLV SUHVHQWDWLRQ XWLOLJHV DJJUHJDWHG MREVLWH DFWLYL
3URFRUH DV ZHOO DV SXEOLFO\ DYDLODEOH LQIRUPDWLRQ WR F
DFWLYLW\ GXULQJ WKH &29,' RXWEUHDN

7KH LQIRUPDWLRQ LQ WKLV SUHVHQWDWLRQ LV IRU LQIRUPDWL
WKH SXUSRVH RI SURYLGLQJ OHJDO DGylFH <RX VKRXOG FRQW
DGylFH ZLWK UHVSHFW WR DQ\ SDUWLFXODU LVVXH LQFOXGLQ
ODZV DQG UHJXODWLRQV





—


& 29, ' 6 K H O W H U L Q 3 O D F H 7 L P L G








& R Q V W U X F W L R Q : R U N H U V + R X U V



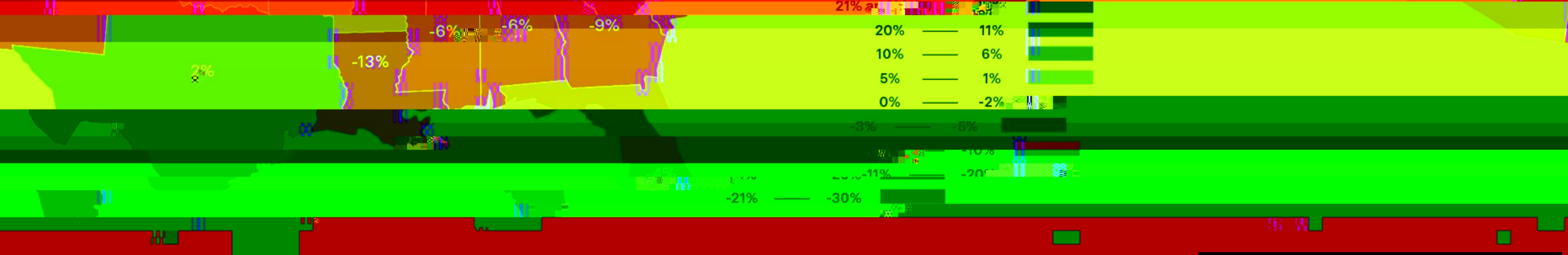
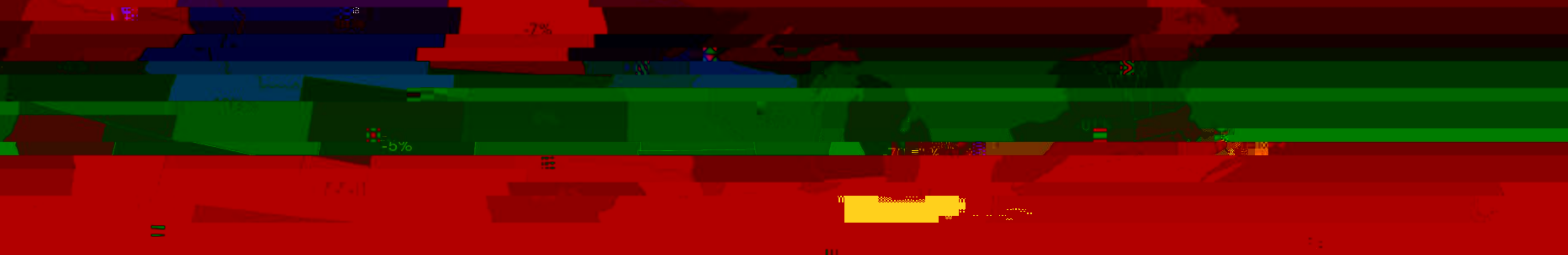











[Redacted text]












—

% X V L Q H V V 6 L] H 9 D U L D W L R Q V






, Q I U D V W U X F W X U H

Decision in Worker Hours is Similar Across Non-Infrastructure and Inti

BY INERA






0 D M R U 0 H W U R S R O L W D Q



Seattle San Francisco Los Angeles

25%

-25%

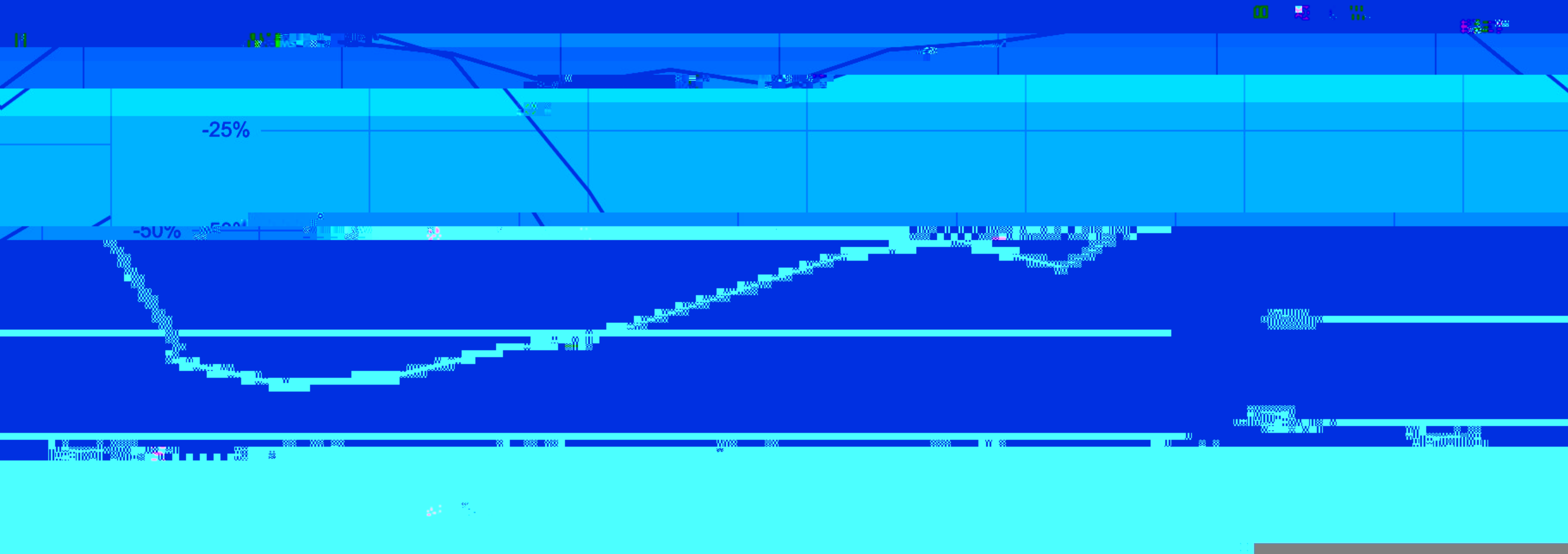


[REDACTED]


[REDACTED]

[REDACTED]

Construction Activity Index - EAST



V L J K W V



\$SSHQC7KH 1HZ <RUN 7LPHV

